

STATIC BUNDED FUEL CUBES


TOUGH, SECURE AND COMPACT




900 LITRE STATIC BUNDED FUEL CUBE



900 LITRE STATIC BUNDED FUEL CUBE



TOP VIEW OF INNER TANK SHOWING FUEL DISPENSING EQUIPMENT AND TANK CONNECTIONS



LOCKABLE LID WITH INTERNAL HINGES AND GAS STRUT ASSISTED OPENING



FUEL DISPENSING CABINET WITH ANTI-VANDAL LOCKABLE LID TO KEEP DISPENSING EQUIPMENT AND TANK INLETS/OUTLETS SECURE



4 X GALVANISED LIFTING EYES FOR EASY AND SAFE MOVING ON SITE. THESE ALSO ALLOW THE TANKS TO BE STACKED FOR EFFICIENT TRANSPORT & STORAGE

OVERVIEW

The 250, 500 and 900 litre Fuelcubes are all well suited to a wide variety of small-to-medium scale applications. These banded diesel tanks feature an all-steel construction and are designed and manufactured in accordance with the latest regulations. The lockable lid with internal hinges and gas strut assisted opening keeps tank inlets/outlets and fuel dispensing equipment secure. The Fuelcubes are stackable and can be lifted full of fuel using the lifting eyes. Generator flow and return connections are fitted as standard.

KEY FEATURES

- ▶ All-steel construction for unrivalled strength and security
- ▶ **NEW FOR 2018** Increased steel thickness for even better durability & security
- ▶ UN approved for transporting diesel on the highway
- ▶ Fully banded and compliant with current environmental regulations
- ▶ Ideal for refuelling small plant and machinery, groundcare equipment, generators and traffic control equipment
- ▶ Secure lockable lid with anti-vandal door and internal hinges
- ▶ **NEW FOR 2018** Rotary tank contents gauge
- ▶ 4 x galvanised lifting eyes and forklift pockets for safe lifting/moving
- ▶ 3 year warranty for peace of mind

PRODUCT CODES / PRICES

CAPACITY		UN APPROVED	CODE
250 LITRE	(55 GALLON)	✓	0010
500 LITRE	(110 GALLON)	✓	0015
900 LITRE	(197 GALLON)	✓	0020

Please note tank prices do not include fuel dispensing equipment

FOR FUEL DISPENSING OPTIONS PLEASE TURN TO PAGE 3

STATIC BUNDED FUEL CUBES

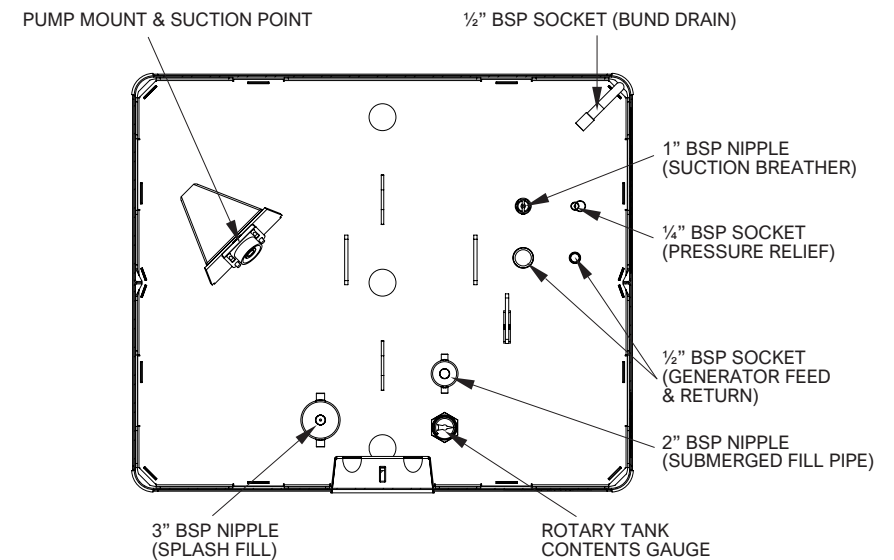
TOUGH, SECURE AND COMPACT

TECHNICAL DETAILS

CAPACITY	LENGTH (MM)	WIDTH (MM)	HEIGHT (MM)	EMPTY WEIGHT (KG)	FULL WEIGHT (KG)	MAX. HOSE LENGTH (M)	STEEL THICKNESS INNER TANK (MM)	STEEL THICKNESS OUTER TANK (MM)
250 LITRES (55 GALLONS)	784	1,024	922	255	473	3	3 & 4	3
500 LITRES (110 GALLONS)	784	1,024	1,282	320	755	3	3 & 4	3
900 LITRES (197 GALLONS)	1,016	1,220	1,362	440	1,223	3	3 & 4	3



INNER TANK CONNECTIONS

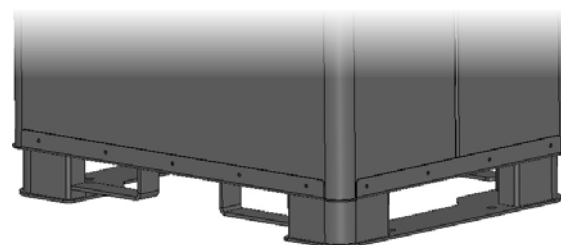


STANDARD COLOUR:

ANTHRACITE GREY
RAL7016

020

For full details on colour options, codes and lead times please turn to **page 61**
















NEW FOR 2018 REINFORCED BASE WITH IMPROVED WEIGHT DISTRIBUTION AND TANK PROTECTION

STATIC BUNDED FUELCUBES

TOUGH, SECURE AND COMPACT

FUEL DISPENSING PACKAGES

HAND OPERATED, AND 12V PUMP OPTIONS









PACKAGE CODE	PUMP	HOSE	TRIGGER	FILTER	FLOW METER
FC010					
	GPI HP-100 HAND PUMP 2000-040	3M X 3/4" DIESEL HOSE 2400-280	MANUAL TRIGGER 2100-080		
FC012 NEW FOR 2018					
	GPI HP-100 HAND PUMP 2000-040	3M X 3/4" DIESEL HOSE 2400-280	MANUAL TRIGGER 2100-080	PARTICLE FILTER 2300-050	3 DIGIT FLOW METER 2200-040
FC050					
	12/24V 50L/MIN PUMP 2001-500	3M X 3/4" DIESEL HOSE 2400-280	AUTO SHUT-OFF TRIGGER 2150-100		
FC051 NEW FOR 2018					
	12/24V 50L/MIN PUMP 2001-500	3M X 3/4" DIESEL HOSE 2400-280	AUTO SHUT-OFF TRIGGER 2150-100	PARTICLE FILTER 2300-050	3 DIGIT FLOW METER 2200-040

FUEL DISPENSING PACKAGES

230V PUMP OPTIONS

STATIC BUNDED FUELCUBES

TOUGH, SECURE AND COMPACT

PACKAGE CODE	PUMP	HOSE	TRIGGER	FILTER	FLOW METER
FC090					
	56L/MIN 230V PUMP 2020-040	3M X 1" DIESEL HOSE 2400-285	AUTO SHUT-OFF TRIGGER 2150-100		
FC091 NEW FOR 2018					
	56L/MIN 230V PUMP 2020-040	3M X 1" DIESEL HOSE 2400-285	AUTO SHUT-OFF TRIGGER 2150-100	PARTICLE FILTER 2300-050	3 DIGIT FLOW METER 2200-040