

SITE TOW DIESEL BOWSERS - 3000 TO 9000 LITRES

THE TOUGHEST SITE TOW BOWSERS ON THE MARKET



9,000 LITRE SITE TOW DIESEL BOWSER



4,500 LITRE SITE TOW DIESEL BOWSER



HEAVY DUTY INTEGRAL STEEL CHASSIS BUILT FOR USE ON ROUGH TERRAIN



NEW FOR 2018 IMPROVED REAR LIGHTING



LARGE FLOTATION TYRES FOR OFF-ROAD USE GALVANISED REFUELLING PLATFORM (6000 & 9000L)



FULL HEIGHT CABINET ON ALL MODELS ALLOWS FOR EASY ACCESS TO FUEL DISPENSING EQUIPMENT

OVERVIEW

The Fuel Proof range of bunded site tow bowzers combines safe, secure fuel storage with on-site mobility. Both the inner and outer tanks are constructed from steel throughout, with a 110% bund capacity in accordance with the PPG2 Pollution Prevention guidelines.

KEY FEATURES

- ▶ Fully compliant with current environmental regulations
- ▶ Steel tank and heavy duty integral chassis make these units the strongest and most durable on the market
- ▶ Baffled inner tank ensuring excellent stability
- ▶ Full height cabinet for access to dispensing equipment
- ▶ Galvanised refuelling platform (6,000 and 9,000 litre models)
- ▶ Manway for tank cleaning and inspection
- ▶ Heavy duty running gear and steel mudguards
- ▶ Hydraulic brakes
- ▶ **NEW FOR 2018** Improved LED rear lights and brighter LED work lights
- ▶ Shot blasted to SA 2.5 and painted in 2-pack polyurethane finish
- ▶ 3 year warranty for peace of mind

PRODUCT CODES / PRICES

CAPACITY	ACCESS PLATFORM	CODE
3,000 LITRE (660 GALLON)	x	0440
4,500 LITRE (1,000 GALLON)	x	0450
6,000 LITRE (1,310 GALLON)	✓	0460
9,000 LITRE (1,978 GALLON)	✓	0470

Please note bowser prices do not include fuel dispensing equipment

FOR FUEL DISPENSING OPTIONS PLEASE TURN TO PAGE 29

SITE TOW DIESEL BOWSERS - 3000 TO 9000 LITRES

THE TOUGHEST SITE TOW BOWSERS ON THE MARKET

TECHNICAL DETAILS

CAPACITY	LENGTH (MM)	WIDTH (MM)	HEIGHT (MM)	EMPTY WEIGHT (KG)	FULL WEIGHT (KG)	MAX. HOSE LENGTH (M)	CABINET DEPTH (MM)	STEEL THICKNESS INNER TANK (MM)	STEEL THICKNESS OUTER TANK (MM)
3,000 LITRES (660 GALLONS)	4,575	2,152	2,228	1,745	3,796	12	803	3	4
4,500 LITRES (1,000 GALLONS)	5,520	2,350	2,350	2,245	6,300	12	793	5	4
6,000 LITRES (1,310 GALLONS)	5,855	2,600	2,640	2,840	8,060	30	913	5	5
9,000 LITRES (1,978 GALLONS)	6,215	2,793	2,674	4,120	12,168	30	843	5	5



TANK CONNECTIONS

- ▶ Rotary tank contents gauge
- ▶ 3" BSP fill point
- ▶ 2" BSP fill point
- ▶ 2" suction line with overflow

STANDARD COLOUR:

ANTHRACITE
GREY
RAL7016

020
















For full details on colour options, codes and lead times please turn to **page 61**

SITE TOW DIESEL BOWSERS - 3000 TO 9000 LITRES

THE TOUGHEST SITE TOW BOWSERS ON THE MARKET

FUEL DISPENSING PACKAGES

PETROL ENGINED PUMP OPTIONS

PACKAGE CODE	PUMP	HOSE / REEL	TRIGGER	FILTER	FLOW METER
ST010					
	PETROL ENGINED PUMP 2030-020	6M X 1" DIESEL HOSE 2400-299	HIGH FLOW AUTO TRIGGER 2150-122	HIGH FLOW PARTICLE FILTER 2300-380	3 DIGIT FLOW METER 2200-040
ST020					
	PETROL ENGINED PUMP 2030-020	REEL WITH 12M X 1" HOSE 2500-096	HIGH FLOW AUTO TRIGGER 2150-122	HIGH FLOW PARTICLE FILTER 2300-380	3 DIGIT FLOW METER 2200-040
ST030*					
	PETROL ENGINED PUMP 2030-020	REEL WITH 10M X 1½" HOSE 2500-140 / 2400-200	HIGH FLOW 1½" AUTO TRIGGER 2150-162	HIGH FLOW PARTICLE FILTER 2300-380	3 DIGIT FLOW METER 2200-260
















*Only available on 6000 and 9000 Litre site tow bowser models

FUEL DISPENSING PACKAGES

HYDRAULIC POWERED PUMP OPTIONS

SITE TOW DIESEL BOWSERS - 3000 TO 9000 LITRES

THE TOUGHEST SITE TOW BOWSERS ON THE MARKET



















PACKAGE CODE	PUMP	HOSE	TRIGGER	FILTER	FLOW METER
ST040					
	HYDRAULIC PUMP / SPOOL VALVE 2050-020 / 2051-010	6M X 1" DIESEL HOSE 2400-299	HIGH FLOW AUTO TRIGGER 2150-122	HIGH FLOW PARTICLE FILTER 2300-380	3 DIGIT FLOW METER 2200-040
ST050					
	HYDRAULIC PUMP / SPOOL VALVE 2050-020 / 2051-010	REEL WITH 12M X 1" HOSE 2500-096	HIGH FLOW AUTO TRIGGER 2150-122	HIGH FLOW PARTICLE FILTER 2300-380	3 DIGIT FLOW METER 2200-040
ST060					
	HYDRAULIC PUMP / SPOOL VALVE 2050-020 / 2051-010	REEL WITH 10M X 1 1/2" HOSE 2500-140 / 2400-200	HIGH FLOW 1/2" AUTO TRIGGER 2150-162	HIGH FLOW PARTICLE FILTER 2300-380	3 DIGIT FLOW METER 2200-260

SITE TOW DIESEL BOWSERS - 3000 TO 9000 LITRES

THE TOUGHEST SITE TOW BOWSERS ON THE MARKET

FUEL DISPENSING PACKAGES

DIESEL ENGINED PUMP OPTIONS


PACKAGE CODE	PUMP	HOSE / REEL	TRIGGER	FILTER	FLOW METER	BATTERY AND CARRIER
ST070						
	DIESEL ENGINED PUMP 2033-100	6M X 1" DIESEL HOSE 2400-299	HIGH FLOW AUTO TRIGGER 2150-122	HIGH FLOW PARTICLE FILTER 2300-380	3 DIGIT FLOW METER 2200-040	12V BATTERY / CARRIER 2550-040
ST080						
	DIESEL ENGINED PUMP 2033-100	REEL WITH 12M X 1" HOSE 2500-096	HIGH FLOW AUTO TRIGGER 2150-122	HIGH FLOW PARTICLE FILTER 2300-380	3 DIGIT FLOW METER 2200-040	12V BATTERY / CARRIER 2550-040
ST090						
	DIESEL ENGINED PUMP 2033-100	REEL WITH 10M X 1 1/2" HOSE 2500-140 / 2400-200	HIGH FLOW 1 1/2" AUTO TRIGGER 2150-162	HIGH FLOW PARTICLE FILTER 2300-380	3 DIGIT FLOW METER 2200-260	12V BATTERY / CARRIER 2550-040

OPTIONAL EQUIPMENT

WATER FILTER OPTION

SITE TOW DIESEL BOWSERS - 3000 TO 9000 LITRES

THE TOUGHEST SITE TOW BOWSERS ON THE MARKET

PACKAGE CODE	FILTER					
W TO BE FITTED IN ADDITION TO PARTICLE FILTER						
3 MICRON WATER FILTER 2300-377						

TANK & BOWSER OPTIONS

ITEM	CODE
EXTENDED CABINET ON FUELSTORES	5100-100
SPLIT COMPARTMENT ON FUELSTORES	5101-100
SPLIT COMPARTMENT ON 5000L TO 15000L HORIZONTAL BULK TANKS	5101-120
SPLIT COMPARTMENT ON 22500L TO 32000L HORIZONTAL BULK TANKS	5101-140
SPLIT COMPARTMENT ON 42000L TO 60000L HORIZONTAL BULK TANKS	5101-200