

FUELSTORES WITH 3 POINT LINKAGE SYSTEM

VERSATILE, SECURE AND SUPER TOUGH



500 LITRE FUELSTORE WITH 3 POINT LINKAGE SYSTEM



TANK CAN BE LIFTED AND MOVED EASILY BY ANY MACHINE WITH 3 POINT LINKAGE



CENTRAL LIFTING EYE PROVIDES ADDITIONAL OPTION FOR LIFTING AND MOVING TANK

OVERVIEW

Available on our 500, 1,000 and 1,500 litre Fuelstores. The 3 point linkage frame enables tractors and other machinery to lift and move our Fuelstores quickly and safely. The linkage system offers increased flexibility and efficiency for a wide range of applications, including agriculture, forestry, construction and industrial.

KEY FEATURES

- ▶ Heavy duty 3 point linkage frame enables tank to be lifted and moved easily by any vehicle with a 3 point linkage
- ▶ Tank can also be lifted and moved using the forklift pockets, central lift eye and 4 x lifting eyes on side of tank
- ▶ 110% bunded tank in accordance with environmental regulations
- ▶ Steel frame also provides additional protection to tank
- ▶ Secure lockable door with anti-vandal lock cover
- ▶ UN approved for transporting diesel on the highway
- ▶ 3 year warranty for peace of mind

PRODUCT CODES / PRICES

CAPACITY		UN APPROVED	CODE
500 LITRE	(110 GALLON)	✓	0111
1,000 LITRE	(220 GALLON)	✓	0121
1,500 LITRE	(330 GALLON)	✓	0131

Please note tank prices do not include fuel dispensing equipment

FUELSTORES WITH 3 POINT LINKAGE SYSTEM

VERSATILE, SECURE AND SUPER TOUGH

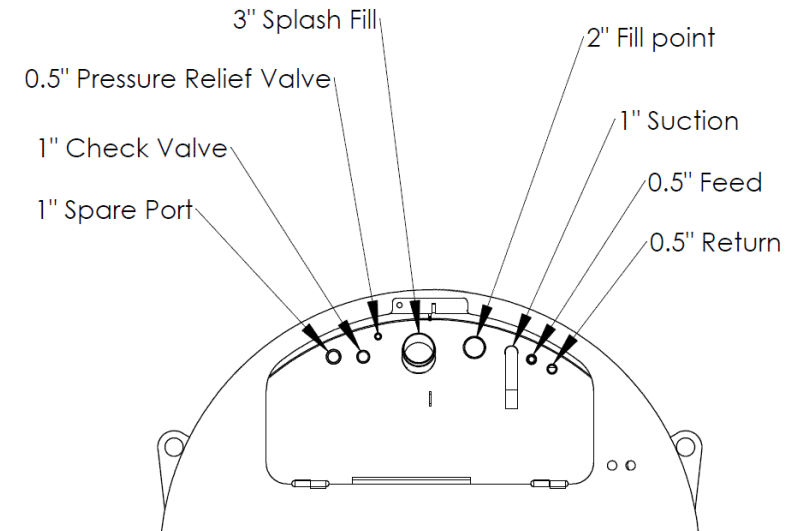
TECHNICAL DETAILS

CAPACITY	LENGTH (MM)	WIDTH (MM)	HEIGHT (MM)	EMPTY WEIGHT (KG)	FULL WEIGHT (KG)	MAX. HOSE LENGTH (M)	CABINET DEPTH (MM)	STEEL THICKNESS INNER TANK (MM)	STEEL THICKNESS OUTER TANK (MM)
500 LITRE (110 GALLON)	1,318	1,470	1,540	550	985	6*	450	3	3
1,000 LITRE (220 GALLON)	1,577	1,654	1,706	695	1,565	6*	468	3	3
1,500 LITRE (330 GALLON)	2,078	1,706	1,654	799	2,185	6*	480	3	3

* Extended cabinet option is available if longer hose length is required (see page 52)












INNER TANK CONNECTIONS



STANDARD COLOUR

ANTHRACITE GREY 020
 RAL7016
















For full details on colour options, codes and lead times please turn to **page 61**
















PACKAGE CODE	PUMP	HOSE	TRIGGER	FILTER	FLOW METER	
FS010						
	GPI HP-100 HAND PUMP 2000-040	4M X 3/4" DIESEL HOSE 2400-290	MANUAL TRIGGER 2100-080	PARTICLE FILTER 2300-020		
FS020						
	GPI HP-100 HAND PUMP 2000-040	4M X 3/4" DIESEL HOSE 2400-290	MANUAL TRIGGER 2100-080	PARTICLE FILTER 2300-020	3 DIGIT FLOW METER 2200-040	

FUEL DISPENSING PACKAGES

12V PUMP OPTIONS

FUELSTORE / HIGHWAY / DE-MOUNT / SITE

PACKAGE CODE	PUMP	HOSE	TRIGGER	FILTER	FLOW METER	BATTERY AND CARRIER
FS050						
	12/24V 50L/MIN PUMP 2001-500	4M X 3/4" DIESEL HOSE 2400-290	AUTO SHUT-OFF TRIGGER 2150-100	PARTICLE FILTER 2300-020		
FS060						
	12/24V 50L/MIN PUMP 2001-500	4M X 3/4" DIESEL HOSE 2400-290	AUTO SHUT-OFF TRIGGER 2150-100	PARTICLE FILTER 2300-020	3 DIGIT FLOW METER 2200-040	
FS080						
	12/24V 50L/MIN PUMP 2001-500	4M X 3/4" DIESEL HOSE 2400-290	AUTO SHUT-OFF TRIGGER 2150-100	PARTICLE FILTER 2300-020	3 DIGIT FLOW METER 2200-040	12V BATTERY / CARRIER 2550-040






PACKAGE CODE	PUMP	HOSE	TRIGGER	FILTER	FLOW METER	BATTERY AND CARRIER
FS 130						
	12V 85 LITRE/MIN PUMP 2010-100	4M X 1" DIESEL HOSE 2400-295	HIGH FLOW AUTO TRIGGER 2150-122	HIGH FLOW PARTICLE FILTER 2300-380		
FS 140						
	12V 85 LITRE/MIN PUMP 2010-100	4M X 1" DIESEL HOSE 2400-295	HIGH FLOW AUTO TRIGGER 2150-122	HIGH FLOW PARTICLE FILTER 2300-380	3 DIGIT FLOW METER 2200-040	
FS 160						
	12V 85 LITRE/MIN PUMP 2010-100	4M X 1" DIESEL HOSE 2400-295	HIGH FLOW AUTO TRIGGER 2150-122	HIGH FLOW PARTICLE FILTER 2300-380	3 DIGIT FLOW METER 2200-040	12V BATTERY / CARRIER 2550-040

FUEL DISPENSING PACKAGES

230V ELECTRIC PUMP OPTIONS

FUELSTORE / HIGHWAY / DE-MOUNT / SITE

PACKAGE CODE	PUMP	HOSE	TRIGGER	FILTER	FLOW METER	BATTERY AND CARRIER
FS250						
	72L/MIN 230V PUMP 2020-080	4M X 1" DIESEL HOSE 2400-295	AUTO SHUT-OFF TRIGGER 2150-100	PARTICLE FILTER 2300-020		
FS260						
	72L/MIN 230V PUMP 2020-080	4M X 1" DIESEL HOSE 2400-295	AUTO SHUT-OFF TRIGGER 2150-100	PARTICLE FILTER 2300-020	3 DIGIT FLOW METER 2200-040	

PACKAGE CODE	PUMP	HOSE	TRIGGER	FILTER	FLOW METER	
FS340						
	PETROL ENGINED PUMP 2030-020	4M X 1" DIESEL HOSE 2400-295	HIGH FLOW AUTO TRIGGER 2150-122	HIGH FLOW PARTICLE FILTER 2300-380	3 DIGIT FLOW METER 2200-040	

OPTIONAL EQUIPMENT

WATER FILTER OPTION

FUELSTORE / HIGHWAY / DE-MOUNT / SITE

W TO BE FITTED IN ADDITION TO PARTICLE FILTER



30 MICRON WATER FILTER
2300-047

TANK & BOWSER OPTIONS

ITEM	CODE
EXTENDED CABINET ON FUELSTORES	5100-100
SPLIT COMPARTMENT ON FUELSTORES	5101-100
SPLIT COMPARTMENT ON 5000L TO 15000L HORIZONTAL BULK TANKS	5101-120
SPLIT COMPARTMENT ON 22500L TO 32000L HORIZONTAL BULK TANKS	5101-140
SPLIT COMPARTMENT ON 42000L TO 60000L HORIZONTAL BULK TANKS	5101-200