

HIGHWAY TOW DIESEL BOWSERS

THE INDUSTRY STANDARD FOR TRANSPORTING FUEL



1,000 LITRE SINGLE AXLE HIGHWAY BOWSER



SIDE REFLECTOR AND TRAILER LIGHTING CONNECTION



LOCKABLE FUEL DISPENSING CABINET



HEAVY DUTY GALVANISED MUDGUARDS



HEAVY DUTY RUNNING GEAR



HIGH STRENGTH GALVANISED TUBULAR STEEL CHASSIS WITH HIGHWAY COMPLIANT LIGHTING

OVERVIEW

Fuel Proof's range of highway towable diesel bowzers are the most innovative, secure and durable products of their type on the market. Reliable, secure and built to last, these units are fully U.N. approved for transporting diesel on the highway. The baffled inner tank ensures excellent stability on the move, and the high quality running gear ensures years of trouble free service.

KEY FEATURES

- ▶ UN approved for transporting diesel on the highway
- ▶ Fully compliant with current environmental regulations
- ▶ Steel tank and heavy-duty galvanised tubular steel chassis makes these units the strongest and most durable on the market
- ▶ Galvanised mudguards for strength and durability
- ▶ Secure lockable door with anti-vandal padlock cover
- ▶ High quality running gear for years of trouble free service
- ▶ 3 year warranty for peace of mind

PRODUCT CODES / PRICES

CAPACITY	AXLES	UN APPROVED	CODE
500 LITRE (110 GALLON)	SINGLE	✓	0305
1,000 LITRE (220 GALLON)	SINGLE	✓	0310
1,000 LITRE (220 GALLON)	TWIN	✓	0320
2,000 LITRE (440 GALLON)	TWIN	✓	0330

Please note bowser prices do not include fuel dispensing equipment

FOR FUEL DISPENSING OPTIONS PLEASE TURN TO PAGE 21

HIGHWAY TOW DIESEL BOWSERS

THE INDUSTRY STANDARD FOR TRANSPORTING FUEL

TECHNICAL DETAILS

CAPACITY	AXLES	LENGTH (MM)	WIDTH (MM)	HEIGHT (MM)	EMPTY WEIGHT (KG)	FULL WEIGHT (KG)	MAX. HOSE LENGTH (M)	CABINET DEPTH (MM)	STEEL THICKNESS INNER TANK (MM)	STEEL THICKNESS OUTER TANK (MM)
500 LITRES (110 GALLONS)	SINGLE	2,916	1,744	1,494	645	1,080	6*	450	3	3
1,000 LITRES (220 GALLONS)	SINGLE	3,214	1,730	1,681	790	1,640	6*	468	3	3
1,000 LITRES (220 GALLONS)	TWIN	3,214	1,730	1,609	840	1,710	6*	480	3	3
2,000 LITRES (440 GALLONS)	TWIN	3,717	1,800	1,773	1,150	2,850	6*	460	3	4

* Extended cabinet option is available if longer hose length is required (see page 52)



STANDARD COLOUR:

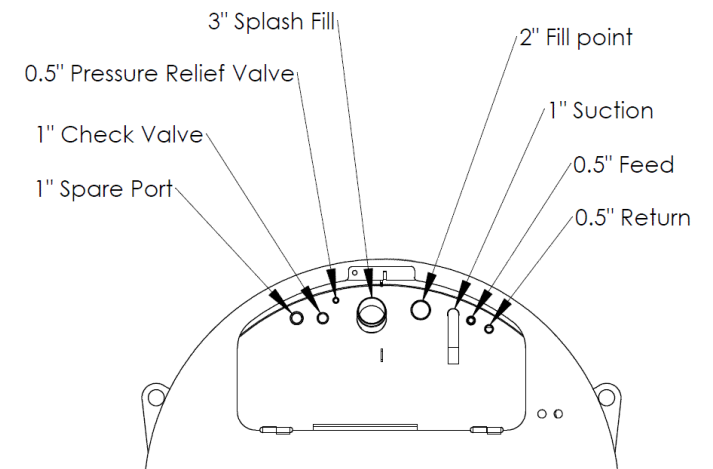
ANTHRACITE GREY










RAL7016

020

For full details on colour options, codes and lead times please turn to **page 61**

INNER TANK CONNECTIONS
































PACKAGE CODE	PUMP	HOSE	TRIGGER	FILTER	FLOW METER	
FS010						
	GPI HP-100 HAND PUMP 2000-040	4M X 3/4" DIESEL HOSE 2400-290	MANUAL TRIGGER 2100-080	PARTICLE FILTER 2300-020		
FS020						
	GPI HP-100 HAND PUMP 2000-040	4M X 3/4" DIESEL HOSE 2400-290	MANUAL TRIGGER 2100-080	PARTICLE FILTER 2300-020	3 DIGIT FLOW METER 2200-040	

FUEL DISPENSING PACKAGES

12V PUMP OPTIONS

FUELSTORE / HIGHWAY / DE-MOUNT / SITE

PACKAGE CODE	PUMP	HOSE	TRIGGER	FILTER	FLOW METER	BATTERY AND CARRIER
FS050						
	12/24V 50L/MIN PUMP 2001-500	4M X 3/4" DIESEL HOSE 2400-290	AUTO SHUT-OFF TRIGGER 2150-100	PARTICLE FILTER 2300-020		
FS060						
	12/24V 50L/MIN PUMP 2001-500	4M X 3/4" DIESEL HOSE 2400-290	AUTO SHUT-OFF TRIGGER 2150-100	PARTICLE FILTER 2300-020	3 DIGIT FLOW METER 2200-040	
FS080						
	12/24V 50L/MIN PUMP 2001-500	4M X 3/4" DIESEL HOSE 2400-290	AUTO SHUT-OFF TRIGGER 2150-100	PARTICLE FILTER 2300-020	3 DIGIT FLOW METER 2200-040	12V BATTERY / CARRIER 2550-040






PACKAGE CODE	PUMP	HOSE	TRIGGER	FILTER	FLOW METER	BATTERY AND CARRIER
FS 130						
	12V 85 LITRE/MIN PUMP 2010-100	4M X 1" DIESEL HOSE 2400-295	HIGH FLOW AUTO TRIGGER 2150-122	HIGH FLOW PARTICLE FILTER 2300-380		
FS 140						
	12V 85 LITRE/MIN PUMP 2010-100	4M X 1" DIESEL HOSE 2400-295	HIGH FLOW AUTO TRIGGER 2150-122	HIGH FLOW PARTICLE FILTER 2300-380	3 DIGIT FLOW METER 2200-040	
FS 160						
	12V 85 LITRE/MIN PUMP 2010-100	4M X 1" DIESEL HOSE 2400-295	HIGH FLOW AUTO TRIGGER 2150-122	HIGH FLOW PARTICLE FILTER 2300-380	3 DIGIT FLOW METER 2200-040	12V BATTERY / CARRIER 2550-040

FUEL DISPENSING PACKAGES

230V ELECTRIC PUMP OPTIONS

FUELSTORE / HIGHWAY / DE-MOUNT / SITE

PACKAGE CODE	PUMP	HOSE	TRIGGER	FILTER	FLOW METER	BATTERY AND CARRIER
FS250						
	72L/MIN 230V PUMP 2020-080	4M X 1" DIESEL HOSE 2400-295	AUTO SHUT-OFF TRIGGER 2150-100	PARTICLE FILTER 2300-020		
FS260						
	72L/MIN 230V PUMP 2020-080	4M X 1" DIESEL HOSE 2400-295	AUTO SHUT-OFF TRIGGER 2150-100	PARTICLE FILTER 2300-020	3 DIGIT FLOW METER 2200-040	

PACKAGE CODE	PUMP	HOSE	TRIGGER	FILTER	FLOW METER	
FS340						
	PETROL ENGINED PUMP 2030-020	4M X 1" DIESEL HOSE 2400-295	HIGH FLOW AUTO TRIGGER 2150-122	HIGH FLOW PARTICLE FILTER 2300-380	3 DIGIT FLOW METER 2200-040	

OPTIONAL EQUIPMENT

WATER FILTER OPTION

FUELSTORE / HIGHWAY / DE-MOUNT / SITE

W TO BE FITTED IN ADDITION TO PARTICLE FILTER



30 MICRON WATER FILTER
2300-047

TANK & BOWSER OPTIONS

ITEM	CODE
EXTENDED CABINET ON FUELSTORES	5100-100
SPLIT COMPARTMENT ON FUELSTORES	5101-100
SPLIT COMPARTMENT ON 5000L TO 15000L HORIZONTAL BULK TANKS	5101-120
SPLIT COMPARTMENT ON 22500L TO 32000L HORIZONTAL BULK TANKS	5101-140
SPLIT COMPARTMENT ON 42000L TO 60000L HORIZONTAL BULK TANKS	5101-200