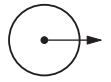


TYRES FOR AGRICULTURAL TRAILERS AND MACHINES

BANDENMARKT®

Tyres for agricultural trailers / Landbouwwagenbanden

Pneus pour remorques agricoles / Reifen für landwirtschaftliche Anhänger



INCH			PR LI								R / N	
												mm
17.5"	215/75R17.5	HT TL	135/133J	6.00x17.5	10	780x220	360	2.500kg / 8.5bar / 40km/h			R	
		DB-651 TL	135/133J	6.00x17.5	10	780x220	360	2.500kg / 8.5bar / 40km/h			R	
19"	14.5/80-19	Flotagrip®-4 TT	24	11.00-19A	15	980x355	460	5.500kg / 6.5bar / 40km/h			R	
19.5"	425/55R19.5	TA TL	160J	14.00x19.5	13	981x438	451	5.400kg / 9.0bar / 40km/h			R	
		435/50R19.5	HT TL	160J	14.00x19.5	12	931x438	422	5.400kg / 9.0bar / 40km/h			R
		445/45R19.5	Kargo-Radial TL	160F	14.00x19.5	17	940x445	430	5.400kg / 9.0bar / 40km/h			R
20"	18R20 (450/70R20)	Kargo-Radial TL	172A8/169D	14.00x20A	17	1130x430	520	6.300kg / 5.0bar / 40km/h			R	
		Flotagrip®-Radial TL	172A8/169D	14.00x20A	18	1130x430	520	6.300kg / 5.0bar / 40km/h			R	
		Flotagrip®-Radial+ TL	172A8/169D	14.00x20A	25	1144x430	526	6.300kg / 5.0bar / 40km/h			R	
	50x21.0-20	Flotagrip® TT	28	15.00-20A	18	1230x535	546	6.500kg / 6.0bar / 40km/h			R	
		Grader TT	28	15.00-20A	30	1250x535	588	6.500kg / 6.0bar / 40km/h			R	
	1300x530-508 (B-20)	BN-3 TT	173A8	15.00-20A	28	1230x540	546	6.500kg / 6.0bar / 40km/h			R	
22.5"	305/55R22.5	Kargo-Radial TL	156/154A8	9.00x22.5	13	930x300	428	4.000kg / 7.0bar / 40km/h			R	
		Rib TL	156/154A8	9.00x22.5	11	930x300	428	4.000kg / 7.0bar / 40km/h			R	
	315/80R22.5	Y1 TL	161A8	9.00x22.5	12	1085x317	498	4.625kg / 8.5bar / 40km/h			R	
	385/55R22.5	ZA TL	160F	11.75x22.5	14	996x386	458	5.400kg / 5.5bar / 40km/h			R	
		Kargo-Radial TL	160F	11.75x22.5	17	996x386	458	5.400kg / 5.5bar / 40km/h			R	

Carrying capacity / Draagvermogen / Capacité de charge / Tragfähigkeit: Tandem -20% Tridem -30%



DB-651



TA



Flotagrip®-4



HT



Flotagrip®



ZZ



Flotagrip®-Radial



Grader TT



BN-3



ZA



Agrocart




Y1



Grader TL



GSP

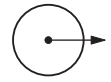


TYRES FOR AGRICULTURAL TRAILERS AND MACHINES

BANDENMARKT®

Tyres for agricultural trailers / Landbouwwagenbanden

Pneus pour remorques agricoles / Reifen für landwirtschaftliche Anhänger



INCH			PR LI								R / N
					mm	mm x mm	mm	kg	bar	km/h	
22.5"	385/65R22.5 (15R22.5)	Agrocart TL	167A8	11.75x22.5	10	1080x385	497	5.400kg / 5.5bar / 40km/h			R
		Y1 TL	160F	11.75x22.5	10/12	1080x385	497	5.400kg / 5.5bar / 40km/h			R
		ZZ TL	160F	11.75x22.5	12	1080x385	497	5.400kg / 5.5bar / 40km/h			R
		ZA TL	160F	11.75x22.5	12/17	1080x385	497	5.400kg / 5.5bar / 40km/h			R
	400R22.5	Flotagrip® TL	18	11.75x22.5	18	1080x390	497	5.400kg / 5.5bar / 40km/h			R
		Kargo-Radial TL	160F	11.75x22.5	12/17	1080x390	497	5.400kg / 5.5bar / 40km/h			R
	400/70R22.5	Grader TL	18	11.75x22.5	25	1100x400	510	5.400kg / 5.5bar / 40km/h			R
	425/65R22.5 (16.5R22.5)	Y1 TL	168A8	13.00x22.5	17	1120x425	516	5.600kg / 8.0bar / 40km/h			R
		ZZ TL	168A8	13.00x22.5	12	1120x425	516	5.600kg / 8.0bar / 40km/h			R
	445/50R22.5	TA TL	166A8/163F	14.00x22.5	12	1028x445	490	5.300kg / 8.0bar / 40km/h			R
	500/45R22.5	BMT-09 TL	170A8	16.00x22.5	20	1050x470	504	6.000kg / 8.0bar / 40km/h			R
	18R22.5 (450R22.5)	Flotagrip® TL	170A8	14.00x22.5	18	1160x455	514	6.000kg / 6.0bar / 40km/h			R
		Y1 TL	170A8/167F	14.00x22.5	12/18	1160x455	530	6.000kg / 6.0bar / 40km/h			R
		Kargo-Radial TL	170A8/167F	14.00x22.5	17	1160x455	530	6.000kg / 6.0bar / 40km/h			R
		GSP TL	170A8/167F	14.00x22.5	20	1160x455	530	6.000kg / 6.0bar / 40km/h			R
		ZA TL	170A8/167F	14.00x22.5	17	1160x455	530	6.000kg / 6.0bar / 40km/h			R
	19.5R22.5 (500/70R22.5)	Flotagrip®-Radial+ TL	173A8/170D	16.00x22.5S	25	1200x500	588	6.500kg / 4.5bar / 40km/h			R
	20.5R22.5 (550/60R22.5)	RL-Silex TL	173A8/170D	16.00x22.5S	30	1250x530	585	6.500kg / 4.5bar / 40km/h			R
		Kargo-Radial TL	173A8/170D	16.00x22.5S	17	1230x530	565	6.500kg / 4.5bar / 40km/h			R
		TP-Radial TL	173A8/170D	16.00x22.5S	25	1230x530	565	6.500kg / 4.5bar / 40km/h			R
Flotagrip®-Radial+ TL		173A8/170D	16.00x22.5S	25	1230x530	585	6.500kg / 4.5bar / 40km/h			R	
560/60R22.5	Flotagrip®-Radial+ TL	173A8/170D	16.00x22.5S	25	1250x560	615	6.500kg / 4.5bar / 40km/h			R	
23"	600/65R23	Kargo-Radial TL	184A8/180D	19.00x23A	17	1320x570	620	8.000kg / 4.5bar / 40km/h			R
		Flotagrip®-Radial TL	184A8/180D	19.00x23A	25	1350x570	630	8.000kg / 4.5bar / 40km/h			R
		Flotagrip®-Radial+ TL	184A8/180D	19.00x23A	25	1350x570	630	8.000kg / 4.5bar / 40km/h			R
		TP-Radial TL	184A8/180D	19.00x23A	31	1360x570	620	8.000kg / 4.5bar / 40km/h			R
24"	54x21.0-24	Load-Gripper TL/TT	36	16.00-24A	40	1360x530	610	8.500kg / 5.0bar / 40km/h			R

Carrying capacity / Draagvermogen / Capacité de charge / Tragfähigkeit: Tandem -20% Tridem -30%



BMT-09



RL-Silex



Kargo-Radial



Flotagrip®-Radial



TP-Radial



Flotagrip®-Radial+



Load-Gripper

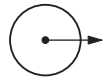











TYRES FOR AGRICULTURAL TRAILERS AND MACHINES

DELCORA®

Tyres for agricultural trailers / Landbouwwagenbanden

Pneus pour remorques agricoles / Reifen für landwirtschaftliche Anhänger



INCH			PR	LI								R / N	
						mm	mm x mm	mm	kg	bar	km/h		
14.5"	30x11.5-14.5	Flotagrip® TL	20	150A8	10.00-14.5A	10	710x300	350	3.350kg / 8.0bar / 40km/h			N	
		GSP TL	20	150A8	10.00-14.5A	9	710x300	350	3.350kg / 8.0bar / 40km/h			N	
15.5"	405/60-15.5	BM-108 TL	14	143A8	13.00x15.5	20	874x404	410	2.725kg / 3.6bar / 40km/h			N	
		BM-108 TL	20	149A8	13.00x15.5	20	874x404	410	3.250kg / 5.0bar / 40km/h			N	
17"	480/45-17	MF-36 TL	20	149A8	16.00x17	12	840x480	402	3.250kg / 5.0bar / 40km/h			N	
17.5"	500/40-17.5	Flotagrip®-3 TL	14	152A8	16.00x17.5	25	880x500	420	3.550kg / 4.6bar / 40km/h			N	
22.5"	550/45-22.5	Flotagrip®-2 TL	12	153A8	16.00x22.5	18	1050x535	455	3.650kg / 2.4bar / 40km/h			N	
			16	159A8	16.00x22.5	18	1050x535	455	4.375kg / 2.8bar / 40km/h			N	
	560/60-22.5	GSP TL	12	160A8	16.00x22.5	18	1200x550	510	4.500kg / 2.1bar / 40km/h			N	
			16	167A8	16.00x22.5	18	1200x550	510	5.450kg / 2.8bar / 40km/h			N	
	600/50-22.5	Flotagrip®-2 TL	12	160A8	16.00x22.5	25	1230x550	545	4.500kg / 2.1bar / 40km/h			N	
			16	167A8	16.00x22.5	25	1230x550	545	5.450kg / 2.8bar / 40km/h			N	
			Flotagrip®-3 TL	12	159A8	20.00x22.5	18	1170x600	498	4.375kg / 2.1bar / 40km/h			N
				16	166A8	20.00x22.5	18	1170x600	498	5.300kg / 2.8bar / 40km/h			N
20	169A8	20.00x22.5	18	1170x600	498	5.800kg / 3.2bar / 40km/h			N				

Carrying capacity / Draagvermogen / Capacité de charge / Tragfähigkeit: Tandem -20% Tridem -30%



Flotagrip®



GSP
30x11.5-14.5



BM108



MF-36



Flotagrip®-3
500/40-17.5



Flotagrip®-2



GSP
560/60-22.5



Flotagrip®-3
600/50-22.5

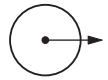










TYRES FOR AGRICULTURAL TRAILERS AND MACHINES

EURO GRIP IMPLEMENT

Tyres for agricultural trailers / Landbouwwagenbanden

Pneus pour remorques agricoles / Reifen für landwirtschaftliche Anhänger



INCH			PR		 				R / N
					mm x mm	kg	bar	km/h	
12"	10.0/80-12	IM-18 TL	10	9.00x12	710x270	1.430kg / 5.1bar / 40km/h			N
14.5"	200/60-14.5	IM-09 TL	10	6.75x14.5	610x210	760kg / 6.5bar / 40km/h			N
15"	31x15.5-15	HF-09 TL	8	13.00x15.5	800x386	1.350kg / 3.1bar / 40km/h			N
15.3"	10.0/75-15.3	IM-18 TL	10	9.00x15.3	745x255	1.550kg / 5.1bar / 40km/h			N
			12	9.00x15.3	745x255	1.700kg / 6.1bar / 40km/h			N
			18	9.00x15.3	745x255	2.240kg / 9.6bar / 40km/h			N
	11.5/80-15.3	IM-18 TL	12	9.00x15.3	855x290	2.180kg / 5.3bar / 40km/h			N
			14	9.00x15.3	855x290	2.430kg / 6.2bar / 40km/h			N
	12.5/80-15.3	IM-27 TL	14	9.00x15.3	860x295	2.675kg / 5.6bar / 40km/h			N
16			9.00x15.3	860x295	3.025kg / 6.4bar / 40km/h			N	
15.5"	400/60-15.5	IM-36 TL	10	13.00x15.5	875x405	2.240kg / 3.3bar / 40km/h			N
			14	13.00x15.5	875x405	2.725kg / 4.6bar / 40km/h			N
			18	13.00x15.5	875x405	3.100kg / 5.8bar / 40km/h			N
			22	13.00x15.5	875x405	3.300kg / 6.5bar / 40km/h			N
		IM-72 TL	14	13.00x15.5	894x399	2.725kg / 4.6bar / 40km/h			N
			18	13.00x15.5	894x399	3.100kg / 5.8bar / 40km/h			N
17"	15.0/55-17	IM-36 TL	10	13.00x17	850x391	2.120kg / 3.4bar / 40km/h			N
			14	13.00x17	850x391	2.575kg / 4.6bar / 40km/h			N
	19.0/45-17	IM-36 TL	10	16.00x17	865x453	2.360kg / 2.9bar / 40km/h			N
			14	16.00x17	865x453	2.800kg / 3.6bar / 40km/h			N
	500/50-17	IM-36 TL	14	16.00x17	935x500	3.250kg / 3.3bar / 40km/h			N
			18	16.00x17	935x494	3.900kg / 4.3bar / 40km/h			N
IM-72 TL	IM-72 TL	14	16.00x17	885x490	3.250kg / 3.3bar / 40km/h			N	
		18	16.00x17	885x490	3.900kg / 4.3bar / 40km/h			N	
18"	13.0/65-18	IM-36 TL	16	11.00x18	908x336	2.800kg / 6.4bar / 40km/h			N
19.5"	285/70-19.5	IM-81 TL	16	7.50x19.5	905x285	3.335kg / 8.5bar / 40km/h			N
	425/55-19.5	IM-81 TL	16	13.00x19.5	945x425	5.175kg / 9.0bar / 40km/h			N



IM-18



IM-09



HF-09



IM-36/IM-27



IM-72

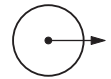


IM-81



TYRES FOR AGRICULTURAL TRAILERS AND MACHINES

EURO GRIP FLOTATION



INCH			PR						R / N
					mm x mm	kg	bar	km/h	
20"	500/45-20	TC-09 TL	16	16.0x20	980x490	3.650kg / 3.8bar / 40km/h			N
22.5"	400/55-22.5	FL-09 TL	16	11.75x22.5	1035x413	2.850kg / 4.0bar / 40km/h			N
	18-22.5	TE-09 TL	16	14.00x22.5	1175x474	6.090kg / 8.0bar / 40km/h			N
	500/45-22.5	FL-09 TL	12	16.00x22.5	1026x504	3.250kg / 2.4bar / 40km/h			N
			16	16.00x22.5	1026x504	3.870kg / 3.2bar / 40km/h			N
	550/45-22.5	FL-09 TL	12	16.00x22.5	1080x542	3.650kg / 2.1bar / 40km/h			N
			16	16.00x22.5	1080x542	4.375kg / 2.8bar / 40km/h			N
	500/60-22.5	FL-09 TL	16	16.00x22.5	1190x500	4.875kg / 3.2bar / 40km/h			N
		TC-09 TL	16	16.00x22.5	1180x510	4.375kg / 3.2bar / 40km/h			N
550/60-22.5	FL-09 TL	16	16.00x22.5	1235x550	5.450kg / 2.8bar / 40km/h			N	
600/40-22.5	TC-09 TL	16	20.00x22.5	1070x600	5.800kg / 6.0bar / 40km/h			N	

MISCELLANEOUS FLOTATION

INCH			PR						R / N
					mm x mm	kg	bar	km/h	
22.5"	600/55-22.5	FL-09 TL	16	20.00x22.5	1230x600	5.800kg / 2.6bar / 40km/h			N
	700/50-22.5	FL-09 TL	16	24.00x22.5	1270x700	6.700kg / 2.4bar / 40km/h			N
26.5"	600/55-26.5	FL-09 TL	12	20.00x26.5	1270x600	5.150kg / 2.0bar / 40km/h			N
			16	20.00x26.5	1270x600	6.000kg / 2.6bar / 40km/h			N
	700/50-26.5	FL-09 TL	12	24.00x26.5	1340x700	5.800kg / 1.7bar / 40km/h			N
			16	24.00x26.5	1340x700	6.700kg / 2.2bar / 40km/h			N
	800/45-26.5	FL-09 TL	12	28.00x26.5	1360x800	6.000kg / 1.7bar / 40km/h			N
			16	28.00x26.5	1360x800	7.300kg / 2.2bar / 40km/h			N
30.5"	650/65-30.5	FL-09 TL	12	20.00x30.5	1650x650	6.700kg / 1.7bar / 40km/h			N
			16	20.00x30.5	1650x650	7.750kg / 2.2bar / 40km/h			N
	750/60-30.5	FL-09 TL	12	24.00x30.5	1670x750	7.100kg / 1.7bar / 40km/h			N
			16	24.00x30.5	1670x750	8.500kg / 2.2bar / 40km/h			N
	850/50-30.5	FL-09 TL	12	28.00x30.5	1650x850	8.000kg / 1.5bar / 40km/h			N
			16	28.00x30.5	1650x850	9.500kg / 2.2bar / 40km/h			N



TC-09



FL-09



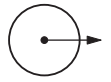
TE-09



TYRES FOR AGRICULTURAL TRAILERS AND MACHINES



Tyres for muck spreaders and slurry tanks / Banden voor mestverspreiders en vacuumentanks
 Pneus pour épandeurs et tonnes à lisier / Reifen für Dungstreuer und Güllefässer



INCH			PR LI						R / N
					mm x mm	kg	bar	km/h	
21"	1300x530-533	BN-3 TT	12/156F	15.00-21	1280x525	6.000kg / 5.0bar / 40km/h			N
22.5"	500/60R22.5	DT-45 TL	12/156A8	16.00x22.5	1165x485	4.000kg / 2.4bar / 40km/h			N
		DT-45 TL	18/165A8	16.00x22.5	1165x485	5.150kg / 3.6bar / 40km/h			N
	560/60R22.5	DT-182 TL	161D	16.00x22.5	1244x543	6.300kg / 4.0bar / 40km/h			N
	600/50R22.5	DT-46 TL	16/165A8	20.00x22.5	1171x611	5.150kg / 2.6bar / 40km/h			N
	700/40R22.5	DT-47 TL	12/160A8	24.00x22.5	1170x710	4.500kg / 1.7bar / 40km/h			N
24"	21.3R24	FD-14A TT	12/150B	DW 18x24	1400x540	4.850kg / 3.2bar / 25km/h			N
26"	23.1R26	F-37 TT	12/153A6	DW 20x26	1600x590	5.500kg / 3.2bar / 25km/h			N
		FD-12D TT	12/158A8	DW 25x26	1735x750	5.200kg / 2.4bar / 25km/h			N
32"	30.5LR32	DT-44 TT	167A8	DW 27x32	1820x775	4.500kg / 2.4bar / 40km/h			N
		DT-44 TT	172A8	DW 27x32	1820x775	5.250kg / 2.4bar / 40km/h			N
	650/75R32	DT-43 TT	167A8	DW 21x32	1789x645	4.500kg / 3.0bar / 40km/h			N
		DT-43 TT	172A8	DW 21x32	1789x645	5.250kg / 3.0bar / 40km/h			N

Carrying capacity / Draagvermogen / Capacité de charge / Tragfähigkeit: Tandem -20% Tridem -30%



BN-3



DT-45/46/47



DT-182



FD-14A



F-37



FD-12D



DT-43/44

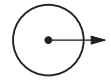









TYRES FOR AGRICULTURAL TRAILERS AND MACHINES

BANDENMARKT®

Aircraft tyres (max. 40km/h) / Vliegtuigbanden (max. 40km/h)

Pneus d'avion (max. 40km/h) / Flugzeugreifen (max. 40km/h)



INCH		PR	Rib	Slick		 		 	R / N
						mm x mm	mm	kg bar	
8"	18x5.5	8-14	X		4.33-8A	440x135	190	750kg / 6.0bar	R
10"	24x7.7	10-16	X		6.00-10A	590x185	255	1.000kg / 6.0bar	R
14"	26x6.6	8-16	X		6.00-14A	635x160	285	2.300kg / 6.0bar	R
	26x8.0-14	14	X		6.00-14A	630x200	284	3.240kg / 6.0bar	R
14.5"	30x11.5-14.5	20-26	X		10.00-14.5A	750x275	360	4.000kg / 8.0bar	R
15"	27x7.75R15	12	X		7.00-15A	670x195	322	2.400kg / 6.0bar	R
	29x9.0-15	16	X		7.00-15A	710x229	340	2.400kg / 6.0bar	R
	32x11.5-15	12	X		9.00-15A	790x275	379	2.300kg / 6.0bar	R
16"	930x305 (36x11)	18	X		9.00-16A	910x290	403	4.000kg / 6.0bar	R
	37x13.0-16	20	X		11.00-16A	890x320	390	4.500kg / 6.0bar	R
	39x13	14-24	X		11.00-16A	910x320	409	4.500kg / 6.0bar	R
	40x14	22-28	X	X	11.00-16A	990x350	455	4.500kg / 6.0bar	R
18"	41x15.0-18	22-24	X		11.00-18A	980x360	442	4.500kg / 5.0bar	R
	44x16	24-36	X		13.00-18A	1050x380	473	5.000kg / 5.0bar	R
	44.5x16.5-18	30-32	X		13.00-18A	1080x430	486	5.000kg / 5.0bar	R
19"	40x14.5-19	22-26	X		11.00-19A	1000x355	460	5.000kg / 5.0bar	R
	42x16.0-19	24	X		11.00-19A	1070x410	490	5.000kg / 5.0bar	R
20"	44.5x16.5-20	24-28	X		13.00-20A	1085x440	484	6.500kg / 5.0bar	R
	46x16	30	X	X	13.00-20A	1095x410	486	6.500kg / 5.0bar	R
	46x17.0R20	30	X	X	13.00-20A	1100x425	506	6.500kg / 5.0bar	R
	46x18.0-20	26-32	X	X	13.00-20A	1080x440	486	6.500kg / 5.0bar	R
	49x17	26	X		13.00-20A	1230x430	590	6.500kg / 5.0bar	R
		28-32	X	X	13.00-20A	1230x430	590	6.500kg / 5.0bar	R
	49x19.0-20	28	X	X	13.00-20A	1220x485	585	6.500kg / 5.0bar	R
	50x21.0-20	28-30	X		15.00-20A	1200x530	540	7.000kg / 5.0bar	R
	52x20.5-20	28-32	X		15.00-20A	1230x485	590	7.000kg / 5.0bar	R
20.00-20	22-26	X		15.00-20A	1340x480	640	7.000kg / 5.0bar	R	
22"	49x19.0-22	32	X	X	15.00-22.1A	1250x490	600	6.500kg / 5.0bar	R
	1270x455R22	30	X		15.00-22.1A	1200x445	540	6.500kg / 5.0bar	R
	50x20.0R22	32	X		15.00-22.1A	1220x530	585	6.500kg / 5.0bar	R
	52x21.0R22	36	X		15.00-22.1A	1250x530	600	6.500kg / 5.0bar	R
23"	52x20.5-23	26-30	X		13.00-23A	1240x510	595	6.500kg / 5.0bar	R
	1400x530R23	36	X		18.00-23A	1320x530	635	8.000kg / 5.0bar	R
24"	54x21.0-24	34-36	X	X	16.00-24A	1360x530	652	8.500kg / 5.0bar	R

